

Decatropes Activity

Materials:

1. Decatropes Template
2. Crayons or colored pencils
3. Scissors
4. Tape


Instructions:

1. Color in circles
2. Cut out circles. Be careful not to cut where the circles attach.
3. Fold around the pencil and tape.
4. With the pencil between your hands roll it back and forth.
5. Both images will appear to be together.

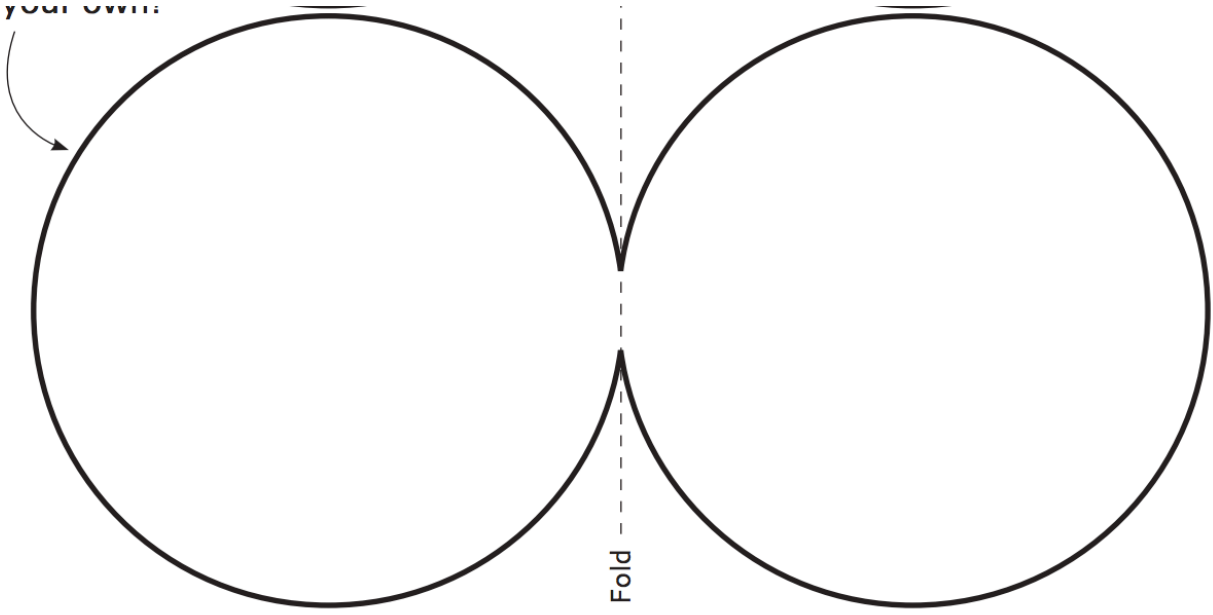
Hey there! This kit has supplies to build a decatropes. A decatropes is an optical illusion, which means that when it is all done, it will look different to your eyes than it actually is in real life. In real life, there will be two different patterns on each side of the decatropes, but when you spin it together quickly, it will look like the same pattern. Have fun!



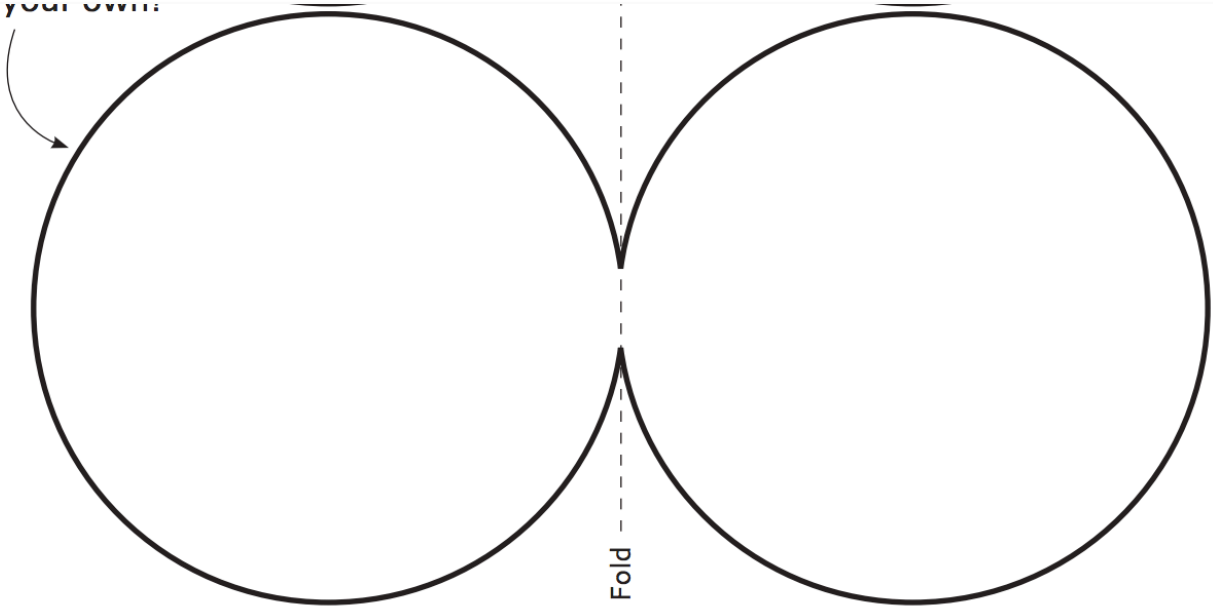
Decotrope Template



design your own!



design your own!



design your own!

